



ELECTRONIC POWER STEERING


2000CC DIESEL ENGINE

3 PERSON SEATING

SEDAN INTERIOR

LSPV


APPLICATIONS:




SECURITY TRUCK



LOADING TRUCK



FOOD TRUCK



AMBULANCE



MINI TIPPER



Foton JW Auto Park (Pvt.) Ltd.

UAN (042) 111-145-263 www.jwforland.com



@JWForland

Specifications

Engine

Model and Type	QC485Q, In-Line, Four Cylinder, Naturally Aspirated, Diesel Engine					
Bore x Stroke (mm)	85x92					
Compression Ratio	18:1					
Max. Power (PS/RPM)	47/3200					
Max. Torque (Nm/RPM)	125/2000					
Fuel Type/Euro Rating	Diesel/Euro I					
Fuel Capacity (L)	50					

Suspension

Front	3/Rigid Axle Suspension					
Rear	5/Rigid Axle Suspension					

Loading Capacity

Deck length (ft)	10.2					
Max. Loading Capacity (Kg)	2000					
GVW (Kg)	3500					

Steering

Steering Type	Electronic Power Steering					
Min. Turning Radius (m)	6.3					

Transmission

Type	5 Speed MT (5 Forward + 1 Reverse)					
Clutch (type/size)	Singly Dry Plate, Diaphragm-Spring / ø260mm					
Gear Ratio	I	II	III	IV	V	R
	4.605	2.693	1.645	1.000	0.839	3.947

Wheels and Tires

Tire size	175R14					
Brakes	Front: Hydraulic Disc Brake, Rear: Hydraulic Drum Brake and LSPV					

Others

Blower, Heater and Entertainment (USB, FM/AM Radio + 2 Speakers)

FEATURES



GAUGE CLUSTER



LSPV



DECK



INTERIOR



AUDIO SYSTEM



ENGINE



Reach us at: [f JWForland](#) [jwforland](#) [jw_forland](#) [jwforland.com](#)

KARACHI | LAHORE | ISLAMABAD | QUETTA | PESHAWAR | RAWALPINDI
FAISALABAD | MULTAN | GUJRANWALA | SIALKOT | SHEIKHUPURA | ABBOTTABAD